

COMMUNITY STANDARDS

These Community Standards have been approved to preserve a harmonious appearance of the neighborhood. All exterior changes to any Dwelling and/or Lot require advance approval. Examples include, but are not limited to painting, plantings, lawn furniture, yard ornaments, additions, porch alterations and carports. As provided in Article VI of our Declaration, before making changes or starting any project, owners must submit an ARC Request Form for approval by the Board of Directors.

To submit an ARC Request Form visit our website www.RavenRidgeHOA.com or contact any Board Member

COLOR GROUP OPTIONS - HOUSE & TRIM*

House Color: For the main House color choose any Sherwin Williams color from ONE of the Color Groups below.

Trim Colors: (defined below) use either the light or dark shade of your House color group or choose from the "Whites".

Decks and Stairs: Use either the light or dark shade of your House color group, or a Gray Group color..

Stair risers may match the House color group or choose from the "Whites".

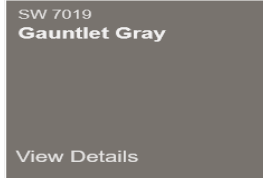
Below Porch Treatment: Must be the same color as the House color. Lattice used anywhere must be wood, not plastic.

Stone Foundation: Should not be painted. (if previously painted, use the same color as the house.

GRAY GROUP — SW 9170



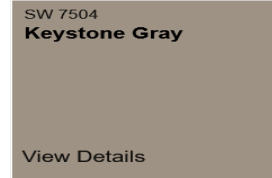
SW 7019



BEIGE GROUP — SW 7030



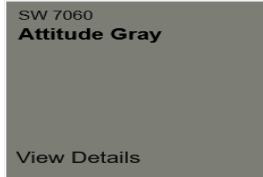
SW 7504



GREEN GROUP -- SW 6199



SW 7060



BLUE GROUP — SW 2819



SW 7615



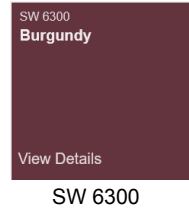
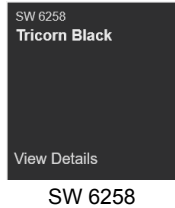
ALTERNATE 'TRIM COLOR' OPTIONS - (if not using the light or dark shade of your House color group)

'Whites' High Reflective or Panda White

Use on
Railings, Posts,
Shutters, Doors,
Windows, Risers
or Lattice (upper)



**Black or
Burgundy**
Use on
Shutters and/or
Doors Only



RAILING TREATMENTS



Cable or Pipe



Hograil



Baluster



Boards w/ or w/o Lattice

BELOW PORCH TREATMENTS



Lattice (below porch)



Horizontal Boards



Vertical Boards